



TYPE K2A-U

UNIVERSAL TERMINAL

(Two Conductor)
For Aluminum and
Copper Conductors

A-26

These dual-rated two-conductor lugs are constructed from high strength aluminum alloy and electro tin-plated to provide low contact resistance.

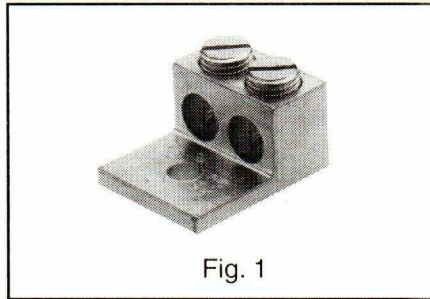



Fig. 1

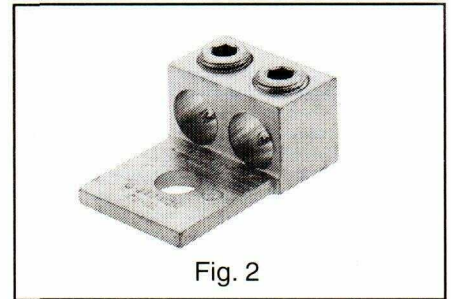


Fig. 2


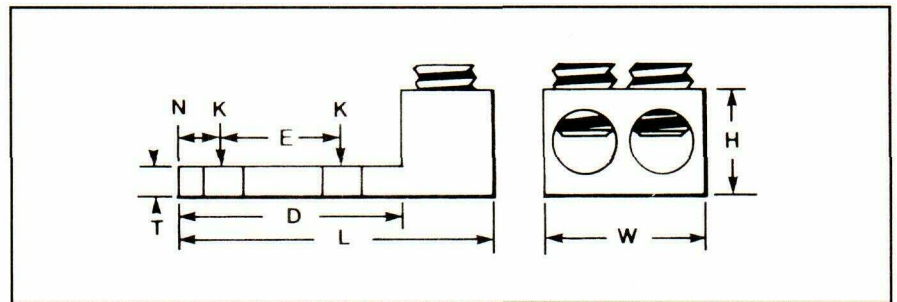


Fig. 3



CATALOG NUMBER*	FIG. NO.	WIRE RANGE ALUMINUM OR COPPER	STUD HOLE SIZE	DIMENSIONS							RECOMMENDED TIGHTENING▲ TORQUE IN LBS.
				D	L	N	** W	E	T	** H	
K2A25U	1	Two: 14 STR.-1/0 STR.	1/4	.81	1.47	.44	1.13	-	.19	.79	50
K2A26U	1	Two: 14 STR.-2/0 STR.		.81	1.47	.44	1.25	-	.19	.79	50
K2A29U	2	Two: 6 STR. - 250	3/8	1.50	2.56	.50	1.66	-	.25	1.20	275
K2A31U	2	Two: 6 STR. - 350	1/2	1.69	2.88	.88	1.94	-	.25	1.25	275
K2A36U	2	Two: 2 STR. - 600		1.75	3.20	.63	2.41	-	.44	1.58	375
K2A40U	2	Two: 300 - 800	5/8	1.66	3.38	.88	3.19	-	.50	1.94	375
K2A44U	2	Two: 500 - 1000		1.66	3.50	.88	3.52	-	.50	1.94	375
K2A31U-2N	3	Two: 6 STR. - 350	1/2	3.00	4.50	.63	2.31	1.75	.31	1.38	275
K2A36U-2N	3	Two: 2 STR. - 600		3.22	4.69	.63	2.41	1.75	.44	1.56	375
K2A40U-2N	3	Two: 300 - 800		3.03	4.75	.63	3.19	1.75	.50	1.94	375
K2A44U-2N	3	Two: 500 - 1000		3.03	4.75	.63	3.19	1.75	.50	1.94	375

* "N" indicates NEMA standard stud holes.

▲ Listed torque values are for maximum conductor sizes accommodated. Consult UL486 Tables 7-4, 7-5, 7-6 for smaller conductor sizes.

** Maximum dimension.